


Set Students Up for Success Using Release Conditions

Ms. Janice Florent, Technology Coordinator

Dr. Jason S. Todd, Director

Center for the Advancement of
Teaching & Faculty Development
XAVIER UNIVERSITY OF LOUISIANA




Except where otherwise noted, all content is licensed under a [CC BY-NC-SA 4.0](https://creativecommons.org/licenses/by-nc-sa/4.0/) License. Please credit [CAT+FD](https://cat.xula.edu).

cat.xula.edu

Set Students Up for Success Using Release Conditions

**Center for the Advancement of
Teaching & Faculty Development
XAVIER UNIVERSITY OF LOUISIANA**




cat.xula.edu

credit: Image by WikimediaImages from Pixabay / Image desaturated from original

Agenda

- Benefits of conditionally releasing materials
- Example of Release Conditions in a course
- Creating and attaching Release Conditions in Brightspace
- Best practices for setting up Release Conditions





Release Conditions

Allow instructors to create a custom learning path through materials in their course.

**Center for the Advancement of
Teaching & Faculty Development
XAVIER UNIVERSITY OF LOUISIANA**




Image Credit: [Image](#) by samslens from [Pixabay](#)

cat.xula.edu


Release Conditions

Allows instructors to set conditions learners have to fulfill before gaining access to specific course content.



Image Credit: [Image from Needpix](#)

**Center for the Advancement of
Teaching & Faculty Development**
XAVIER UNIVERSITY OF LOUISIANA




cat.xula.edu

Course Materials Conditionally Released

- Benefit to students
 - Prevents overwhelm
 - Ensures mastery
 - Supports struggling learners
 - Increases engagement
 - Promotes self-directed learning
 - Builds confidence

**Center for the Advancement of
Teaching & Faculty Development
XAVIER UNIVERSITY OF LOUISIANA**




cat.xula.edu

Course Materials Conditionally Released

- Benefit to instructors
 - Differentiates instruction
 - Manage large classes
 - Scaffolds learning
 - Facilitates recovery
 - Provides insights


**Center for the Advancement of
Teaching & Faculty Development
XAVIER UNIVERSITY OF LOUISIANA**



cat.xula.edu

Common Types of Conditions

- Time-based
 - Specific dates and times
- Action-based
 - Completes specific action or prerequisite
- Achievement-based
 - Conditions met (e.g., passing or failing a quiz, completing an assignment)



Release Conditions in Action



**Center for the Advancement of
Teaching & Faculty Development
XAVIER UNIVERSITY OF LOUISIANA**





Image Credit: [Image](#) by OpenClipart-Vectors from [Pixabay](#)

cat.xula.edu


Tools that can have Release Conditions

- Awards
- Checklists
- Content
- Discussions
- Assignments
- Grades
- Announcements
- Quizzes
- Surveys
- Intelligent Agents
- Custom Widgets




Release Conditions

- You can attach several release conditions to an item.
 - For example,
 - Final exam is released to learners if they complete **ALL** previous assignments **AND** attain a score of 69 percent or higher for every quiz.




Release Conditions

- You can **attach multiple** release **conditions** to an item and learners only **have to meet one condition**.
 - For example,
 - The Week Two module is released to learners if they completed the Week One assignment **OR** score 75% or higher on the Week One quiz **OR** create a discussion thread in the Week One discussion forum.



Release Conditions

- One of the conditions must be met **OR** all of the conditions must be met.
 - For example,
 - You **CAN NOT** apply a release condition for a situation where the learner makes a submission to 3 out of 5 assignments.




Release Condition Types

(tools that can serve as a trigger)

- Awards
- Checklist
- Classlist
- Content
- Discussions
- Assignments
- Grades
- Quizzes
- Surveys
- Competencies*


* We do not have the Competencies Component in our Brightspace System



Condition Type: Grades

- Grade value on a grade item
- No grade received
- Released final grade score
- Score on associated rubric

NOTE: Numeric, Selectbox, and Pass/Fail Grade Item types can be used with the Grades Release Condition.




Condition Type: Content


- Visited content topic*
- Visited **all** content topics*
- Not visited content topic*
- Completed content topic#
- Not completed content topic#

NOTE: *Visited is determined by the completion tracking method the instructor selects for the topic. Completion tracking is set by the instructor and can be automatic or manual.

#The method of completing the topic depends on the type, such as viewing a file or submitting an assignment.



Think about one of your courses.
What is one action/activity that
could benefit from being
conditionally released?



cat.xula.edu

**Center for the Advancement of
Teaching & Faculty Development
XAVIER UNIVERSITY OF LOUISIANA**

Release Conditions


Explain to learners that information will be released upon their completing an action.



IMPORTANT

Image Credit: [Image](#) by Pixaline from [Pixabay](#)

**Center for the Advancement of
Teaching & Faculty Development
XAVIER UNIVERSITY OF LOUISIANA**



cat.xula.edu


Release Conditions

Use **Class Progress** and **Content Reports** to see what is released to learners.



Image Credit: [Image](#) by GraphicMama-team from [Pixabay](#)

**Center for the Advancement of
Teaching & Faculty Development
XAVIER UNIVERSITY OF LOUISIANA**




cat.xula.edu

Content Reports

The screenshot shows a Canvas LMS interface for a course titled "#LearnEverywhereXULA.v2". The user is logged in as Janice Florent. The navigation bar includes "Help", "Course Admin", "Content", "Discussions", "Grades", "Classlist", "Simple Syllabus", "Zoom (new)", "Activities", and "More". The left sidebar contains "Overview", "Bookmarks", "Course Schedule", "Table of Contents" (highlighted with a red box and showing 151 items), "Get Started Here!" (7 items), and "Course Overview & Introduction" (5 items). The main content area is titled "Table of Contents" and includes "Import Course", "Bulk Edit", and "Related Tools" (highlighted with a red box). The "Related Tools" dropdown menu is open, showing "Course Builder", "Manage Files", and "View Reports" (highlighted with a red box). Below the menu is a "Get Started Here!" section with a "WELCOME" mat image.

**Center for the Advancement of
Teaching & Faculty Development
XAVIER UNIVERSITY OF LOUISIANA**




cat.xula.edu

Content Reports

Username	Topics Available	Topics Visited
Francis Demo-Student	49	19

Title	Available	Visits	Average Time Spent	Last Visited
Module 1. Get Started Here!	Yes	10	0:01:07 ?	Apr 14, 2022 1:01 AM
i. 🌐 Welcome!	Yes	-	-	-
ii. 🌐 Take a Tour of the Course	Yes	-	-	-
iii. 🌐 Important for Your Success	Yes	-	-	-
iv. 🌐 Visual Cues	Yes	2	- ?	Apr 6, 2022 2:41 AM
v. 🌐 Earn Digital Badges	Yes	4	0:01:06 ?	Apr 14, 2022 12:59 AM
vi. 🌐 Technology Requirements & Support	Yes	2	0:01:57 ?	Apr 14, 2022 1:01 AM
vii. 🌐 Credits	Yes	2	0:00:22 ?	Apr 6, 2022 2:43 AM
Module 2. Course Overview & Introduction	Yes	-	-	-
i. 🌐 Course Overview & Introduction: Get Started	Yes	-	-	-
ii. 🌐 Course Overview & Introduction: Learn More	Yes	-	-	-
iii. 🌐 Course Overview & Introduction: See Brightspace Examples	Yes	-	-	-
iv. 🌐 Course Overview & Introduction: Take Action	Yes	-	-	-
v. 🗣️ Course Overview & Introduction: Reflect 🗣️	No	-	-	-
Module 3. Learning Objectives	Yes	-	-	-

**Center for the Advancement of
Teaching & Faculty Development
XAVIER UNIVERSITY OF LOUISIANA**



Class Progress

#LearnEverywhereXULA.v2

Janice Florent as Instructor

Help Course Admin Content Discussions Grades **Classlist** Simple Syllabus Zoom (new) Activities Groups More

Classlist

Print Help

Enrollment Statistics

Email Classlist

View By: User

Apply

demo



Show Search Options

2 Search Results

Clear Search

Email Instant Message Print


<input type="checkbox"/>	Image	Name ▲	Username	Org Defined ID	Role	Last Accessed
<input type="checkbox"/>		Demo-Student, Francis (He/Him)	fdemostudent	Demo00326549	Student	Sep 2, 2025 6:41 AM
<input type="checkbox"/>		Demo-Student, Jayne (She/Her)	student	Demo326549	Student	Oct 20, 2025 3:54 PM

200 per page

Total Users: 2

- Send Email
- View progress**
- View groups
- Edit Accommodations

Center for the Advancement of
Teaching & Faculty Development
XAVIER UNIVERSITY OF LOUISIANA



cat.xula.edu

Class Progress

#LearnEverywhereXULA.v2

Janice Florent

Help Course Admin Content Discussions Grades Classlist Simple Syllabus Zoom (new) Activities More

Classlist Francis Demo-Student Content

Print Settings Help

Demo-Student, Francis
fdemostudent
Demo00326549

#LearnEverywhereXULA.v2

Summary
Grades
Objectives
Content
Discussions
Assignments
Quizzes
Checklist
Surveys
Course Access
Login History
System Access History


Content Progress

Topics Visited	Total Visits	Time Spent	Progress
19 / 49	48	0d 0h 16m 41s	37 % Completed: 18 / 49

Table of Contents

- Get Started Here!**
57 % Completed: 4 / 7
7 Topics, 0 Modules
Last Visited: Apr 14, 2022 1:01 AM
- Course Overview & Introduction**
0 % Completed: 0 / 4
4 Topics, 0 Modules
Never visited
- Learning Objectives**
0 % Completed: 0 / 4


Center for the Advancement of
Teaching & Faculty Development
XAVIER UNIVERSITY OF LOUISIANA




cat.xula.edu

Check-in


(Square, Triangle, or Circle)



Squared with
my thinking




Gained three
key/important ideas



Question still circling
in my mind


**Center for the Advancement of
Teaching & Faculty Development
XAVIER UNIVERSITY OF LOUISIANA**



cat.xula.edu

Best Practices


- Set up conditions **before** learners access the course
 - Check for mistakes in the conditions.
 - Conditions cannot be reset. You may have learners who already meet your conditions.



cat.xula.edu


Best Practices

- Avoid **unnecessary** conditions
 - Use as few conditions as is necessary.
 - There is a slight delay when processing release conditions.
 - Each condition associated with a tool will take small amount of time for Brightspace to process.




Best Practices

- Avoid **unnecessary** conditions
 - For example,
 - Learners will take several quizzes throughout semester. A prerequisite to taking a quiz is learners must take a **practice quiz** to get familiar with taking online tests. **Set a release condition on Quiz 1**. Adding release condition on remaining quizzes is unnecessary. By taking practice quiz to unlock Quiz 1 students proved they can navigate the system.



Best Practices

- Avoid circular references
 - Learners **can not** satisfy the conditions.
 - For example,
 - Learners must read document XYZ before they can post to discussion board, but they must post to discussion board before they can access document XYZ.




Best Practices

- Avoid **impossible** conditions
 - Ensure that conditions are not impossible for learners to satisfy.
 - For example,
 - A condition that learners must achieve greater than 100% on a grade item would be impossible (unless the grade item is set to Can Exceed).

Best Practices

- Avoid **contradictory** conditions
 - Conditions cancel each other out
 - For example,
 - Learner must achieve greater than 49.9% on Exam 1 **AND** learner must achieve less than 50% on Exam 1




Workshop Slides, Recording, & Resources

<https://catwiki.xula.edu/release>




SCAN ME

Center for the Advancement of
Teaching & Faculty Development
XAVIER UNIVERSITY OF LOUISIANA



cat.xula.edu

Any
Questions



**Center for the Advancement of
Teaching & Faculty Development**
XAVIER UNIVERSITY OF LOUISIANA

cat.xula.edu

Image Credit: [Image by geralt from Pixabay](#)